



Parameters At A Glance

3 Part Differential Hematology Analyzer

Parameters:- WBC, LYM#, LYM%, MID#, MID%, GRAN#, GRAN%, RBC, HGB, HCT, MCV, RDW-CV, RDW-SD, MCH, MCHC, PLT, MPV, PCT, PDW, P-LCR

Histogram:- WBC, RBC, PLT

Precision					
Measurement	Level	%CV	Measurement	Level	%CV
WBC (10 ³ /μL)	> 6.0	< 2.5%	MCV (fL)	>85	<1.5%
LYM %	> 15	< 5%	HCT (%)	> 35.0	< 2.5%
MID %	> 5	< 10%	RDW CV (%)	> 12.0	< 6%
GRA %	> 50	< 5%	RDW SD	> 25	< 4%
RBC (10 ⁶ /μL)	> 4.0	< 2.0%	PLT (10 ³ /μL)	> 200	< 5%
HGB (g/dL)	> 12.0	< 1.5%	MPV (fL)	> 7.0	< 3%

Linearity				
Parameter	Units	Range	Limit	Reportable range
WBC	10 ³ /μL	0.5 - 100	± 0.4 or ± 4%	100-120
RBC	10 ⁶ /μL	0.75 - 7.5	± 0.07 or ± 3%	7.5-15
HGB	g/dL	0.3 - 22	± 0.3 or ± 2%	
HCT	%	15 - 65	± 2 or ± 3%	65-80
PLT	10 ³ /μL	10 - 000	± 10 or ± 5%	1000-2000

Background Count: Maximum background counts during Start-up cycle

Parameter	Background Concentration Limits
WBC	< 0.3 (10 ³ /μL)
RBC	< 0.03 (10 ⁶ /μL)
HGB	<0.1 g/dL
PLT	< 10 (10 ³ /μL)

ACCURACY BUILDS CREDIBILITY

Technical Specifications

System Function	
Description	Advanced 3-part differential Hematology Analyzer
Throughput	≈ 60 Samples/Hour
Technology & Principle	Enhanced Electrical Impedance for blood cells, Non cyanide haemoglobin detection method
Parameters	20 Parameters + 3 Histogram
Sampling modes	Open Vial Whole Blood (14μL) Pre-diluted Blood (20μL)
Memory	35,000 results with histogram
Physical Characteristics	
Display	10.4" touch screen display with 800x600 resolution
Dimensions	436x275x461 mm (HxWxD)
Weight	25 kg (approx.)
Printer	In-built thermal printer
Operating Environment	
Storage temperature	-10°C to 50°C
Working temperature	18°C to 32°C
Relative humidity	80% Max. at 32°C
Power supply	100-240V AC, 50/60 Hz I/P, 24V 95W O/P
Aperture Diameter	
WBC	100μm
RBC / PLT	70 μm
Dilution Ratio	
WBC	Whole Blood (1:304), Capillary Blood (1:293)
RBC / PLT	Whole Blood (1:448), Capillary Blood (1:444)
Interface	
External Printer	Connected via USB host
Barcode Reader	Code128, Code39
LIS	Rs232
Ethernet	RJ45
Reagents	
DX3	Diluent
CX3	Cleaner
LX3	Lyse
PX3	Probe Cleaner
SX3	Maintenance Solution

ISO 9001:2015
EN ISO 13485:2016



AGAPPE DIAGNOSTICS SWITZERLAND GmbH

Knonaerstrasse 54 - 6350 Cham, Switzerland.

Tel: +41 41 780 60 10 | Fax: +41 41 780 60 11 | info@agappeswiss.com | www.agappeswiss.com

YOUR BEST PARTNER IN DIAGNOSTICS

AGAPPE
YOUR BEST PARTNER IN DIAGNOSTICS



ADS/BR/COUNTX/R00-11/19 Company reserves the right to change any design and technical features of the product at any time, if needed.

MISPAcountX

3 Part Differential Hematology Analyzer












YOUR BEST PARTNER IN DIAGNOSTICS

WHERE TOP QUALITY IS THE FIRST PRIORITY

The Mispa Count X with Smart Impedance Technology, is an advanced 3-part differential hematology analyzer which offers quality CBC testing to deliver safe patient care. The Mispa Count X is a cost effective hematology solution tailored for different environments: routine laboratories, satellite labs, and emergency care unit. This advanced 3-part differential automated hematology analyzer brings along higher stability and minimal maintenance, which will be the ideal choice for those looking for cost-effective solution at zero compromise on quality.

THE MASTER OF MATERIALS COMBINING DESIGN & HIGH-TECH TECHNOLOGY WILL STAND THE TEST OF TIME



-  Throughput of 60 samples per hour
-  20 parameters + 3 histograms
-  10.4" touch screen display with 800x600 resolution
-  Automatic clog clearing
-  Sturdy hardware with enhanced durability
-  Whole blood 14µL and Pre-diluted 20µL
-  Distinct flags for quick and better diagnosis
-  Memory of 35,000 sample results with histogram
-  Reagent expiry alarm
-  QC with L-J graph
-  Intuitive software

RELIABILITY BUILT-IN

AFFORDABLE CHOICE

ACCURACY GUARANTEED AT ITS BEST

Accurate and reliable Mispa Count X is a compact hematology system with 20 parameters and 3 Histograms . The Mispa Count X has a smart technology which requires only micro-sampling of 14 µL of whole blood and 20 µL of prediluted to run any mode of blood sample.

PRECISION REDEFINED

High-Tech Laser cut Ruby aperture of 70 micron for RBC / PLT and 100 micron for WBC, the facets on brilliant cut gems known for its strength and high precision is designed to offer better impedance and interference free quality result.


DESIGNED FOR SPACE

Guaranteed to stand out with its classic good looks, Mispa Count X is designed to fit in any lab as it offer small foot print and most ergonomic and minimalist design. Its front has an especially unique, particularly powerful design with curved sampling area which offers hazard free sampling process and provide more impressive look. **Special highlight:** The radial designed probe with broad aspiration switch makes sampling easy at best of convenience.



RELIABLE CHOICE

PERFORMANCE AHEAD OF EXPECTATIONS



PTFE & PSU Syringe

Highly thermo-chemical resistant, corrosion resistant, Maintenance free and very low coefficients of friction make syringe highly durable. No stick-slip effect to ensure better sample aspiration and dispensing of reagents.

Dual Chamber

Ruby apertures ensure high durability of the apertures and quality of the result as well.

Carryover			
Parameter (unit)	Low Target Values	High Target Value	% Carryover (95% Confidence Limit)
WBC (10 ³ /µL)	>0 <4	>90	<1.5%
RBC (10 ⁶ /µL)	>0 <2	>6.20	<1.5%
HGB (g/dL)	>0 <10	>22.0	<1.5%
PLT (10 ³ /µL)	>0 <100	>900	<2.5%